






VIDEO



RUST SPIRIT

RUST ACTIVATOR

Description	RUST SPIRIT is a natural rust activator for creating decorative rust effects on ferrous metals or surfaces treated with REACTIV LEAF RUST*.
Properties	<ul style="list-style-type: none"> • Rust activator for all surfaces. • Easy application. • Creates realistic decorative rust effect on metals and other surfaces.
Basic uses	<ul style="list-style-type: none"> • Interior and exterior. • Lampshades, Lamp stands, Chairs, Tables.... • Doors, Walls, Bowls....
Technical data	<p>Appearance: Liquid. Vehicle Type: Specific Oxidants. Solvent Type: Water. Specific Gravity at 20°C (68°F): 1.02 ± 0.03. Solid Content: 11 ± 3%. Drying Time at 20C (68F) and 50% RH: Variable. Dependent on the amount of product used. Container Size: 500ml Spray, 5Ltr. Shelf Life: 5 years in original, unopened packaging. VOC: Not applicable.</p>
Good application practice	Cover and protect everything you do not wish to coat. Apply between 5°C and 25°C. Do not apply to hot surfaces.
Application tools	Spray. Cloth. Brush. Sponge.
Surface preparation	Surfaces must be in good sound condition, clean, dry and free of all grease, oil and other surface contamination. Meticulously clean surface using a suitable cleaning agent depending on the substrate and contamination e.g. Acetone, Hot Soapy Water (rinse thoroughly) etc. Ferrous Metal Surfaces. Remove any protective coating/finish back to the bare metal surface. All Other Surface Types Treat with REACTIV LEAF RUST*
Application	<p>Use as is. Do not thin. Shake well before use.</p> <p>Ferrous Metals and Surfaces Primed with REACTIV LEAF RUST*</p> <ol style="list-style-type: none"> 1 – Apply RUST SPIRIT by spray or using one of the "Application" tools. Rust formation will start quickly. If rust does not occur on ferrous metals there is a protective film on the surface and this should be removed before re-applying RUST SPIRIT. 2 – Repeat application of RUST SPIRIT at regular intervals (15-30 minutes) until the desired effect and colour has been achieved. 3 – Once the desired decorative effect has been achieved the rusting process should be stopped and protected, one of two ways. <p>Semi-sheen Finish: Apply a generous application of OWATROL OIL*.</p> <p>Matt Finish: Apply an application of SPIRIT SEALER* and NATURAL VARNISH*.</p>
	  

The information set out here are purely illustrative and are not the responsibility of the manufacturer, the application of products not made under his supervision.

Additional application advice	Applying RUST SPIRIT to areas in an irregular manner will create a very natural final effect (see video).
Coverage	10-15m ² per litre. Coverage will depend on application method, type, texture, porosity of the surface and the desired decorative finish.
Clean-up	Soap and water.
Storage	Keep from freezing and high temperatures. Store in original container and close lid tightly after use.
General information	Every care is taken to ensure that the information provided in this technical data sheet is accurate. Owatrol International is unable to guarantee results as we have no control over the conditions under which our products are applied. For further advice and information please contact our technical department by email at info@owatrol.com or the local Owatrol Agent for your country. The information above is correct at the date of issue. All other OWATROL products named in this document should be used as per label instructions and the Technical Data Sheet.
Safety	Refer to the safety data sheet (MSDS) available at www.owatrol.com and text on the packaging. Keep out of the reach of children.
Issue date	November 2017

* Same manufacture

The information set out cons are purely illustrative and are not the responsibility of the manufacturer, the application of products not made under his supervision.

Owatrol Spirit
is a trademark



OWATROL INTERNATIONAL SLU
Barcelona – Spain
Tel. +34 93 125 88 68
Fax +34 93 106 02 13

Find all our solutions:
www.owatrol.com