

# Latico



For professional  
use only

## Latico Clear coat 5800

Issue date:  
December 2010

### Product description

Latico clear 5800 is a 2K medium solids acrylic clear coat especially formulated for spraying over basecoats. It gives high gloss and "water like" final appearance.

Latico 5800 offers high durability and weathering resistance. It is used with special hardener 5600.

### Suitable substrates

Latico clear coat 5800 should be applied over :

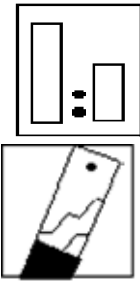

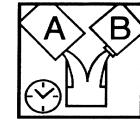



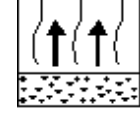
- Kapci base 670;
- Properly prepared paint work in sound conditions.



Existing job should be sanded and degreased well

**Latico Car  
Refinish  
System**

*These products are for the professional painting of automotive vehicles only after reference to the manufacturer's Material Safety Data Sheets*

## Product process

<b>Product</b>	Latico Clear coat 5800
<b>Hardeners</b>	5600
<b>Thinners</b>	No thinner
	2:1
	15-18 sec (DIN4 at 20°C)
	Pot life at 20°C: 4 hours
	<b>Fluid tip</b> 1.3 mm Pressure: 3.0-3.5 bar (45-50 psi inlet) Refer to manufacturer's recommendation.
	<b>Fluid tip</b> 1.3 mm Pressure: 2.0 bar (30 psi inlet) Refer to manufacturer's recommendation.
	2 full coats Recommended dry film thickness is 50-60 microns.
	5-10 minutes between coats 15 minutes before baking

	<b>Air dry at 20°C</b>  <b>Hardener 5600</b> Dust free: 20 min Tack free: 2.5 h Hard dry: 16 h
	<b>Bake at a metal temperature of 60°C</b>  <b>Hardener 5600</b> Hard dry: 30 min  * Baking time is for quoted metal temperature.
	Short wave: 10-15 min  Medium wave: 15-20 min

## General process notes

### Recoatibility

Latico clear coat 5800 is fully recoatable after hard dry time.

### Rectification and polishing

Latico clear coat 5800 does not require polishing because it offers an excellent gloss. In a case that some dirt has occurred, denib with P1500 or finer and then polish by hand or machine. Polishing is easiest up to 24 h after hard dry time.

### Painting plastic

For painting plastic see TDS "Painting plastic substrates".

### Fade out process

Latico clear 5800 can be applied over the whole panel or faded out. If Latico clear is fading-out then be sure that clear coat covers base coat edges and only fade-out into the prepared, i.e. flatted surface.

### Other tips

1. For optimum application, ensure that both spray booth temperature and paint temperature is above 20°C.
2. Clean the gun thoroughly immediately after use 2K products.

## **Health and Safety**

1. For full Health and Safety information please refer to Material Safety Data Sheet;
2. Observe the precautionary notices displayed on the container;
3. Goggles and suitable protective equipment must be worn while using these products;
4. Good ventilation must be provided in the working environment;

**This information is the result of our knowledge but given without warranty.**